




# DOOR LOCK CATALOGUE

## 五金鎖具目錄



中山市佰斯五金科技有限公司

Address: No.25 Shengping Middle Road, Xiaolan, Zhongshan, Guangdong, China, 528415

Website: [www.beslock.com](http://www.beslock.com) Email: [sales2@beslock.com](mailto:sales2@beslock.com)



# Cylindrical Knob Lock

## 筒式球鎖



### 規格 SPECIFICATION:

BACKSET | 中心距

2-3/8" (60mm) or 2-3/4" (70mm)

DOOR THICKNESS | 門厚

1-3/8" to 1-3/4" (35mm to 45mm)

CYLINDER | 鎖頭

Aluminum cylinder / rib brass cylinder / solid brass cylinder

KEYWAYS AVAILABLE | 可選匙槽



yale



Schlage



Kwikset



Weiser



Computer



**5871AB-ET**



**5871AC-ET**



**5871PB-ET**



**5871ORB-ET**



**5871SS-BK**



**5831WPB-ET**



**5791H-PB-ET**



**5881SS-ET**



**5871H-BN-ET**



**5871HSS-ET**



**Z5902SS-ET**



**Z5903AC-ET**

### 花球 Special Knob



**5711-BN-AC-ET**



**5761-BN-AC-ET**



**5717-BN-AC-ET**



**5714-PB-AC-ET**

## Tubular Knob Lock

三杆球鎖



### 規格 SPECIFICATION:

BACKSET | 中心距

Adjustable 2-3/8" (60mm) or 2-3/4"(70mm)

DOOR THICKNESS | 門厚

1-3/8"to 1-3/4"(35mm to 45mm)

CYLINDER | 鎖頭

Aluminum cylinder / rib brass cylinder/  
solid brass cylinder

KEYWAYS AVAILABLE | 可選匙槽



yale



Schlage



Kwikset



Weiser



Computer



6071AB-ET



6071AC-ET



60710RB-ET



6071PB-BK



5761SS-ET



66610RB-ET



6771AB-ET



6881PB-ET



6801AC-ET



6791SS-ET



5761PB-ET



65740RB-PS

# Cylindrical Lever Lock

## 筒式執手



5411SN-ET

### 規格 SPECIFICATION:

BACKSET | 中心距

2-3/8" (60mm) or 2-3/4" (70mm)

DOOR THICKNESS | 門厚

1-3/8" to 1-3/4" (35mm to 45mm)

CYLINDER | 鎖頭

Aluminum cylinder / rib brass cylinder/

solid brass cylinder

KEYWAYS AVAILABLE | 可選匙槽



Yale



Schlage



Kwikset



Weiser



Computer

### 铝筒式执手

#### Aluminum Leverset



5411AL-PB-ET

5411AL-AB-ET

5402AL-AB-ET

5481AL-SN-ET

5441AL-SF-ET

【封油】

5461AL-SN-ET



### 锌合金筒式执手

#### Zinc Alloy Leverset



5481-SN-ET

5441-SN-ET

5461-SN-ET

5431SN-ET

5085SN-ET

### 二级锁

#### ANSI Grade 2 Lockset



4371SS-ET

D4301SS

Hot Sale

4471SN-ET

4571SN-ET



# Tubular Lever Lock

## 三杆執手



6411SN-ET

### 規格 SPECIFICATION:

BACKSET | 中心距

Adjustable 2-3/8" (60mm) or 2-3/4"(70mm)

DOOR THICKNESS | 門厚

1-3/8"to 1-3/4"(35mm to 45mm)

CYLINDER | 鎖頭

Aluminum cylinder / rib brass cylinder/

solid brass cylinder

KEYWAYS AVAILBLE | 可選匙槽



yale



Schlage



Kwikset



Weiser



Computer

### 鋁三杆執手

#### Aluminum Leverset



6411AL-SN-ET



6411AL-SF-ET

(封油)



6411AL-AB-ET



6411AL-ORB-ET



6031AL-SN-BK



6441AL-SN-ET



6461AL-SN-PS



6481AL-SN-ET



6402AL-AB-ET



6051AL-SN-ET

### 鋅合金三杆執手

#### Zinc Alloy Tubular Leverset



6021SN-ET



6032SN-BK



6482AB-BK



6061SN-ET



6401SN-ET



6085SN-ET



6421SN-ET



6431SN-ET



6087SN-ET



6451SN-ET



6041-SN-ET

# Heavy Duty Lever Lock

重型執手鎖



9807SN-ET

## 規格 SPECIFICATION:

BACKSET | 中心距

Adjustable 2-3/8" (60mm) or 2-3/4"(70mm)

DOOR THICKNESS | 門厚

1-3/8"to 1-3/4"(35mm to 45mm)

CYLINDER | 鎖頭

Aluminum cylinder / rib brass cylinder/

solid brass cylinder

KEYWAYS AVAILABLE | 可選匙槽



Yale



Schlage



Kwikset



Weiser



Computer



9802SN-ET



9802AB-BK



Available in aluminium

9807SN-ET



9807ORB-ET



Available in aluminium

9805SN-ET



9803SN-BK



9813SN-ET



9813SN-BK



9801SN-ET



9811SN-ET



9816SN-ET



9815SN-ET

## 快開逃生鎖 | Quick Opening Handle

Hot Selling on Amazon



50210RB



5022SN



5043SN



5061SN



50650RB

# Deadbolt/Combo Lock

閉鎖 / 套鎖



D101SS

## 規格 SPECIFICATION:

BACKSET | 中心距

2-3/8" (60mm) or 2-3/4" (70mm)

DOOR THICKNESS | 門厚

1-3/8" to 1-15/16" (35mm to 50mm)

CYLINDER | 鎖頭

Aluminum cylinder / rib brass cylinder /

solid brass cylinder

KEYWAYS AVAILABLE | 可選匙槽



Yale



Schlage



Kwikset



Weiser



Computer



D101 AB



D102SS



D102AB



D111SN



D106SN



D112SN



D107SN



D117SS



5871+D101AB



6071+D102SN



6071+D101MB



5411+D101SN



9807+D112SN

功能  
Function



Single



Double

可選顏色  
Finished available



Stainless Steel



Satin Nickel



Oil Rub Bronze



Antique Brass



Antique Copper



Polished Brass



Bright Chrome

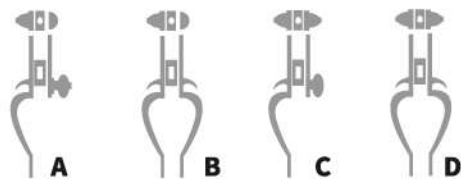


Antique Nickel

**Grip Handle**  
大拉手

**規格 SPECIFICATION:**

BACKSET | 中心距  
2-3/8" (60mm) - 2-3/4" (70mm)  
DOOR THICKNESS | 門厚  
1-3/8" to 1-15/16" (35mm to 50mm)  
CYLINDER | 鎖頭  
High Class Cylinder



**8053K-SN**



**8061G-AC**



**8061G-AB**



**8053K-AB**



**8053K-PB**



**8089K-SN**



**8082L-SN**



**8095L-ORB**



**8088K-AC**



**8088L-SN**



**8086L-ORB**



**8086L-SN**



**8083L-SN**



**8098L-SN**



## Sliding door lock

移門鎖



### 規格 SPECIFICATION:

KEY | 鑰匙

3 PCS OF BRASS KEYS

DOOR THICKNESS | 門厚

1-3/8" (35mm)

Material | 材質

Stainless Steel



**SD001**



**SD002**



**SD003**



**SD004**

## 移門鎖 | Sliding door lock

Hot Selling on Amazon



**SL91-10B-ET**



**SL91C-ET**



**SL92-10B-ET**



**SL92T-ET**



**SL90-10B-ET**



**SL91T-CH**



**SL87T-PS**



**SL91T-BK**

**Rim Lock**  
外裝門鎖



564 PB

規格 **SPECIFICATION:**

**KEY | 鑰匙**

3 PCS OF BRASS KEYS

**DOOR THICKNESS | 門厚**

1-15/16" to 2-6/16" (50mm-60mm)

**CYLINDER | 鎖頭**

Brass Cylinder

**Latch | 鎖利**

Aluminium/Brass



564 AC



564 AB



564 PB



564 CP



RM001



RM003



RM550



RM551



RM101 CP



RM101 GD



RM102 Grey



RM102 AB



RM202 Grey



RM202 AC



RM530 SS



RM530 MB

## HINGE

合頁 / 鉸鏈



**BS04SS(4x3)**



**BS03SS(3x3)**



**BS05SS(4x3.5)**



**BS06SS(4x3)**



**CH35-B**



**CH35  
NONE BUFFER**

## DOOR STOPPER

門頂門吸



**DH01SS**



**DH14SS**



**DH04SS**



**DH07SS**



**DH10SS**



**DH11MB**



**DH12SS**



**DH13SS**

## DOOR VIEWER

猫眼



**DV01-SN  
(180 degree)**

## DOOR CLOSER

閉門器



**C51**  
25-45KG



**C61**  
45-65KG

## Anti-Theft Buckle

防盜扣 / 鎖扣



**DG01**



**DG02**



**DG03**



**F013**

## SLIDE RAIL

導軌



**W27-2 NONE BUFFER**



**W35-3 NONE BUFFER**



**W45-3 NONE BUFFER/ BUFFER**



**W42-3 NONE BUFFER**



# SPECIFICATION

## 規格











### 包裝 PACKING:

PRODUCT ( For Your Reference)	INNER BOX SIZE CM	CTN/SET	OUTSIDE BOX/CM
LEVERSET	17.5x14x7.5	20	41x35x32.5
KNOBSET	19.5x7.5x7.5	30	48x20.5x40
GRIP HANDLE	35x15x7	16	50.5x28.5x38.5
HEAVY DUTY LEVERSET	17x16x7.5	20	36.5x34x40
DEADBOLT	9x8x6.5	24	34.5x29x27.5

### 顏色 FINISHED:

Finishes Code	AB	AC	PB	SB	ORB	TB	SS	SP	CP	SC	AN	SN
BHMA	609	N/A	605	606	613	N/A	630	N/A	625	626	620	619
HAGER	US5	US11	U34	US4	US10B	US11P	US32D	US32	US26	US26D	US15A	US15
Finishes Description												

### 功能 FUNCTION:

CODE	FUNCTION	ABBREVIATION	DIAGRAM	DIRECTIONS
1	Bedroom	ET		<ul style="list-style-type: none"> <li>.Unlocked by key from outside when button locking</li> <li>.Unlocked by knob/lever from either side when button unlocked</li> <li>.Inside knob/lever always unlocked</li> <li>.Outside knob can be locked by the side push(turn)button</li> </ul>
2	Bathroom (Privacy)	BK		<ul style="list-style-type: none"> <li>.Unlock door from outside when turning emergency slot.</li> <li>.Inside knob always active</li> </ul>
3	Main Entrance	SR		<ul style="list-style-type: none"> <li>.Deadlocking latch bolt.</li> <li>.Only the inside knob and outside key can operate latch bolt</li> <li>.Outside knob always rigid, inside knob always free providing emergency exit</li> </ul>
4	Passage (Hall & Closet)	PS		<ul style="list-style-type: none"> <li>.Both knobs/lever always free to operate latch bolt</li> </ul>
5	Patio	PT		<ul style="list-style-type: none"> <li>.For exit doors with limited entry</li> <li>.Deadlocking latch bolt.</li> <li>.Either knob operates latch bolt unless outside knob is locked by push-button inside</li> <li>.Button automatically releases when inside knob is turned</li> <li>.Inside knob always active</li> </ul>
6	Classroom	CR		<ul style="list-style-type: none"> <li>.Latch operated by knob/lever from either side except when outside knob/lever is Locked by key from outside</li> <li>.Inside knob/lever always free providing emergency exit</li> </ul>
7	Entry and Communication Lock	CC		<ul style="list-style-type: none"> <li>.Intended for communicating doors requiring deadlocking latch bolt.</li> <li>.Key in either knob locks and unlocks each knob independently</li> </ul>
8	Exit Latch	EL		<ul style="list-style-type: none"> <li>.For twin communicating or exit doors where one-side operation is required</li> <li>.Also when space is limited between door and switch panel.</li> <li>.Deadlocking latch bolt.</li> <li>.One knob operation</li> <li>.Blank rose</li> <li>.Should be used only where rooms have more than one entrance</li> </ul>
9	Communication Lock	CL		<ul style="list-style-type: none"> <li>.For doors 1-3/8" to 1-3/4"(35-45mm)only.</li> <li>.Deadlocking latch bolt.</li> <li>.Latch bolt operated by key or rotating knob</li> <li>.Fully Turn of key Lock or unlock</li> </ul>
10	Dummy	DM		<ul style="list-style-type: none"> <li>.Dummy turn for one side of door pull function</li> </ul>



*Welcome Your OEM/ODM orders & Project orders!  
BES can give you an One-stop Door Hardware Solution.*

**Zhongshan BES Hardware Co., Ltd.**

中山市佰斯五金科技有限公司

Address: No.25 Shengping Middle Road,Xiaolan,Zhongshan,Guangdong,China,528415

Website: [www.beslock.com](http://www.beslock.com) Email: [sales2@beslock.com](mailto:sales2@beslock.com)